



ಬೃಹತ್ ಬೆಂಗಳೂರು ಮಹಾನಗರ ಪಾಲಿಕೆ
Bruhat Bengaluru Mahanagara Palike



BBMP COVID-19 WAR ROOM 30.01.2022



ABSTRACT OF COVID-19 CASES IN BENGALURU



	MALE	FEMALE	TRANSGENDER	MALE	FEMALE	TRANSGENDER	TOTAL	
	Last 24 Hours	Last 24 Hours	Last 24 Hours	Cumulative	Cumulative	Cumulative	Last 24 Hours	Cumulative
Positive Cases	6,963	4,975	0	10,12,770	6,97,244	184	11,938	17,10,198
Recovered Cases	5,812	4,640	2	9,26,979	6,34,290	176	10,454	15,61,445
Death Cases	9	5	0	10,501	6,077	4	14*	16,582
Total Tests Done	In Last 24 hrs : 81,786					Cumulative : 2,52,75,893		
ACTIVE CASES					1,32,171			

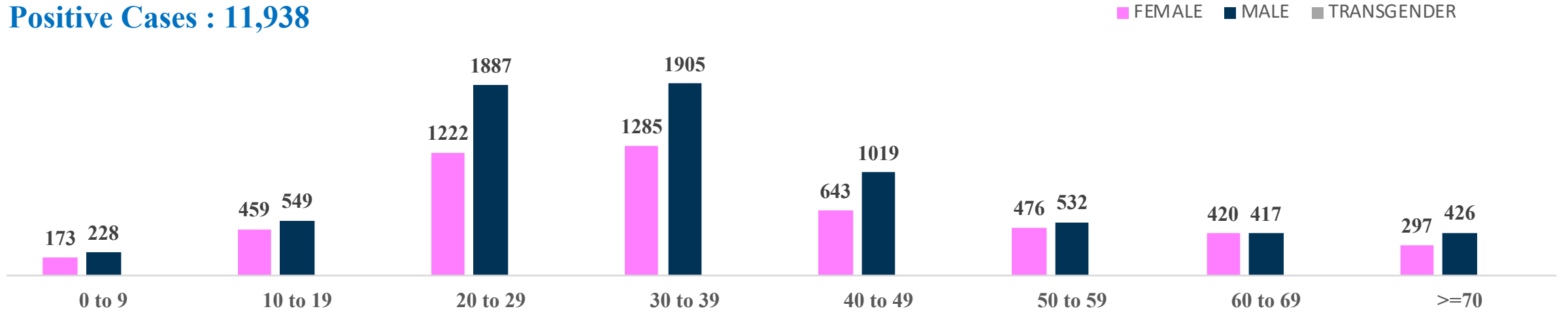
*Covid deaths occurred today : 04 | Covid deaths occurred beyond last 24 hrs., reported today : 10



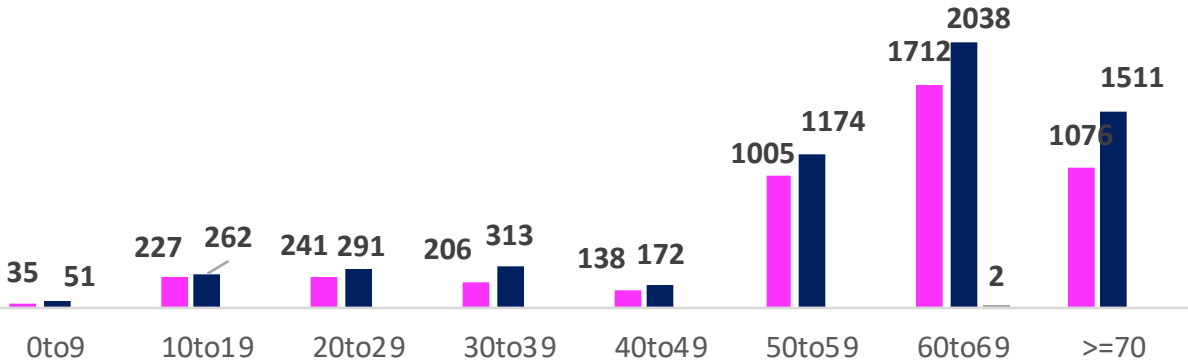
LAST 24 HOURS AGE GROUP AND GENDER WISE DISTRIBUTION



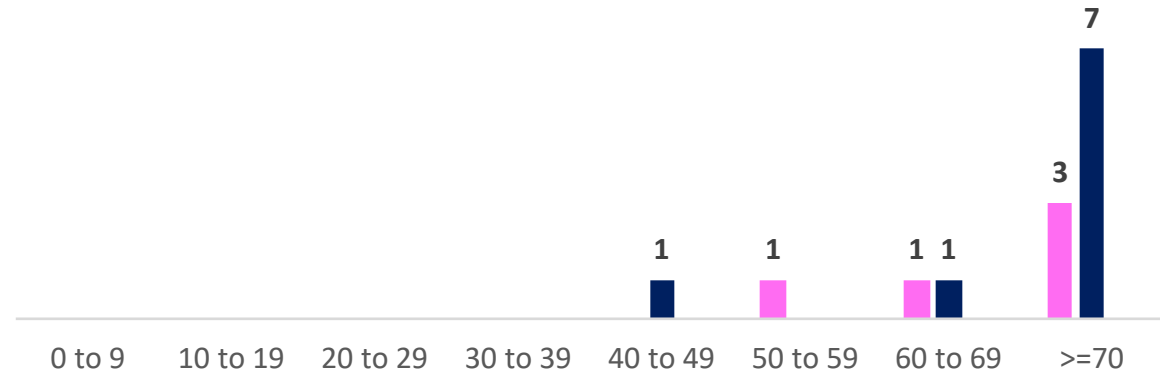
Positive Cases : 11,938



Recovered Cases : 10,454



Death Cases : 14





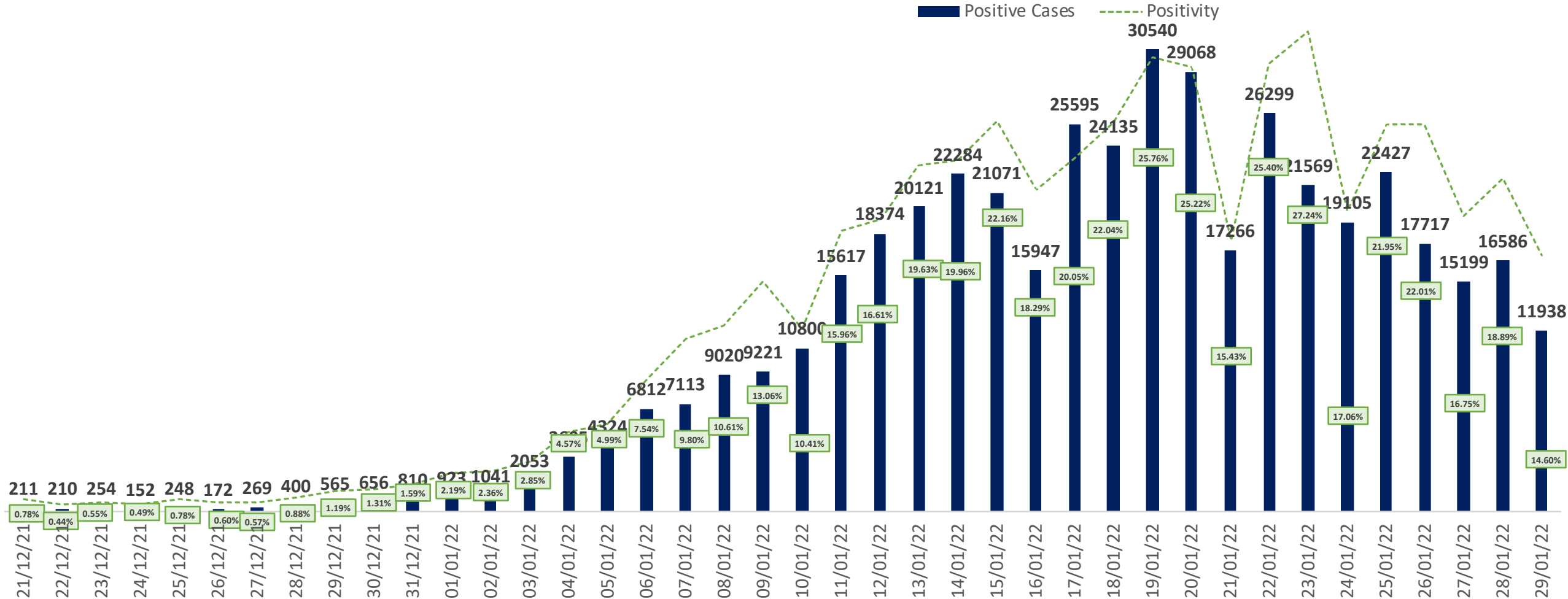
SNAPSHOT OF BENGALURU COVID-19 CASES IN LAST 8 WEEKS



	05-12-2021 To 11-12-2021	12-12-2021 To 18-12-2021	19-12-2021 To 25-12-2021	26-12-2021 To 01-01-2022	02-01-2022 To 08-01-2022	09-01-2022 To 15-01-2022	16-01-2022 To 22-01-2022	23-01-2022 To 29-01-2022
Total Positive Cases	1,406	1,227	1,425	3,795	33,968	117,488	1,68,850	1,24,541
Total Recovered Cases	920	1,157	1,029	1,152	2,052	11,827	83,172	2,24,120
Total Death Cases	20	12	8	20	17	31	45	83
Case Fatality Rate	1.42%	0.98%	0.56%	0.53%	0.05%	0.03%	0.03%	0.07%
Total Tests Conducted	3,12,611	2,99,993	2,62,442	3,11,453	5,29,846	6,92,129	7,73,602	6,34,202
Positivity Rate	0.45%	0.41%	0.54%	1.22%	6.41%	16.97%	21.83%	19.64%

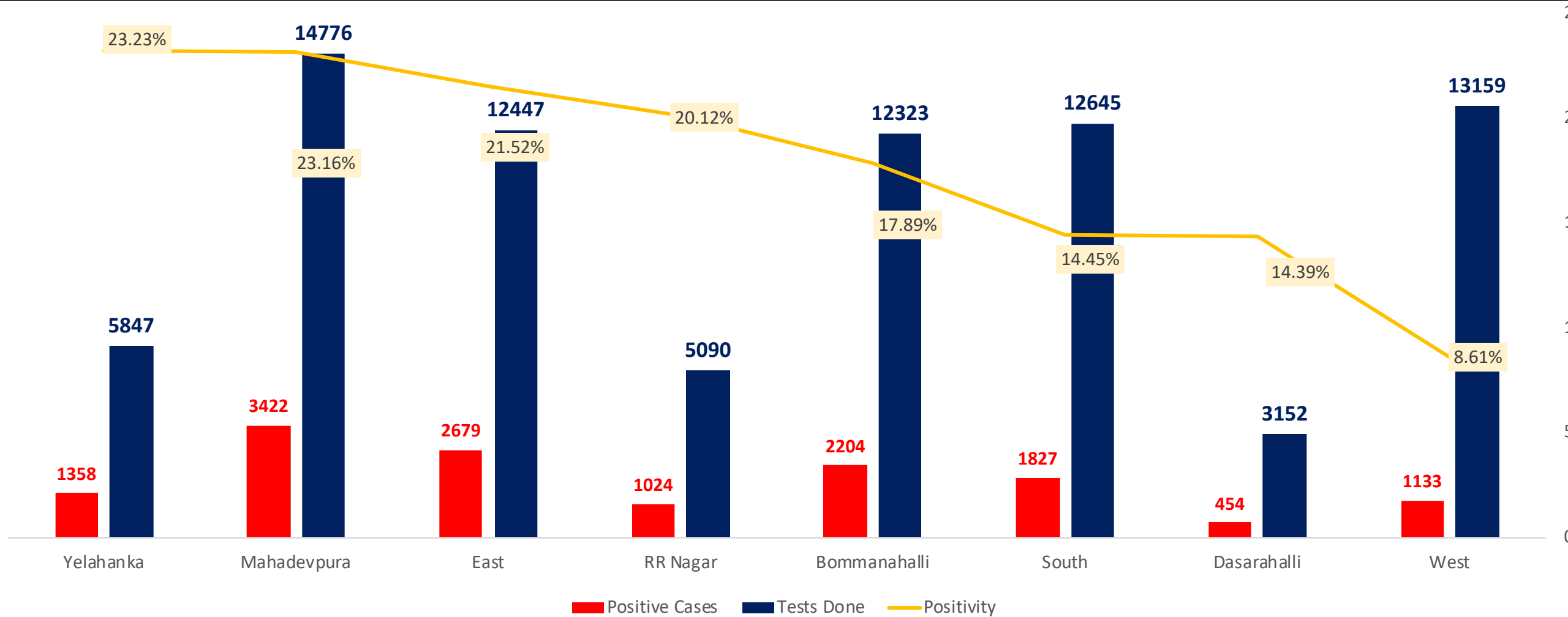


POSITIVITY RATE OF BENGALURU – LAST 40 DAYS



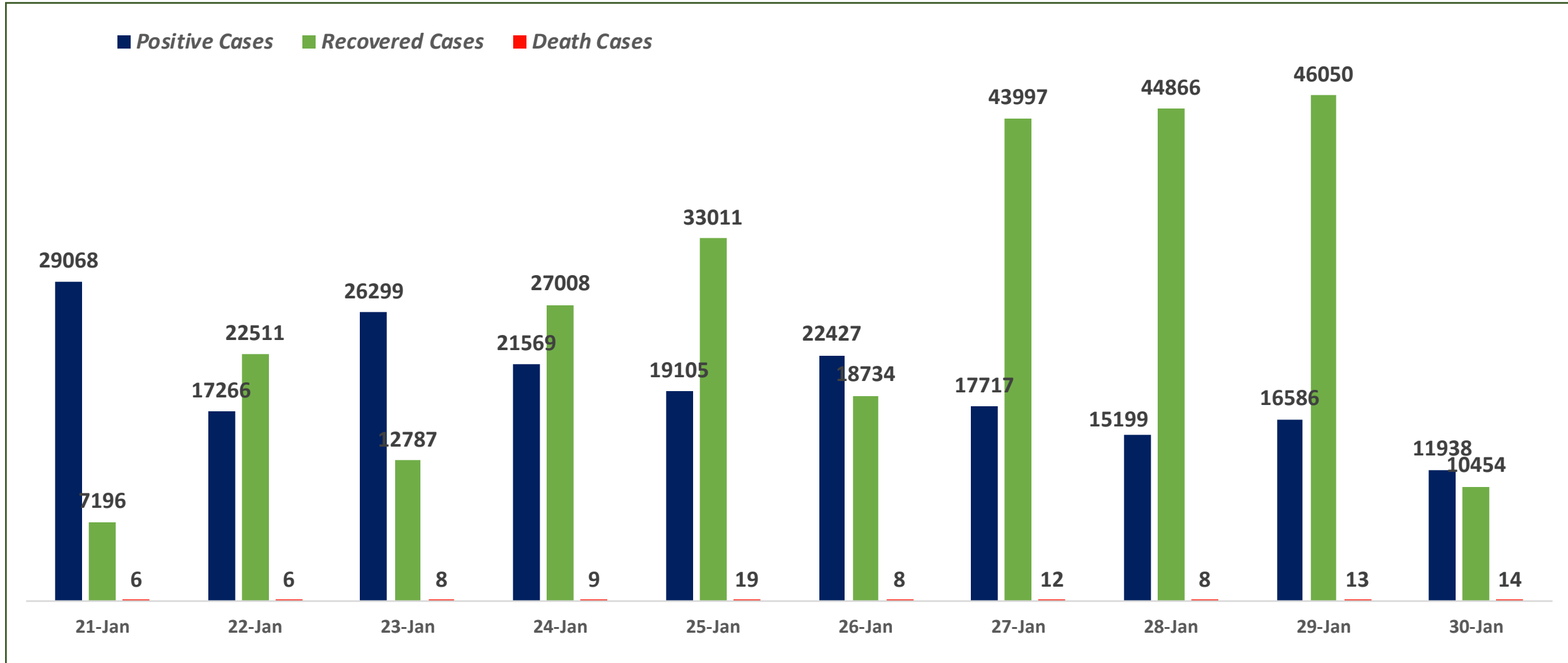


ZONE WISE AVERAGE POSITIVITY TREND FOR LAST 7 DAYS





SNAPSHOT OF POSITIVE, RECOVERED AND DEATH CASES OVER LAST 10 DAYS ACROSS BBMP ZONES

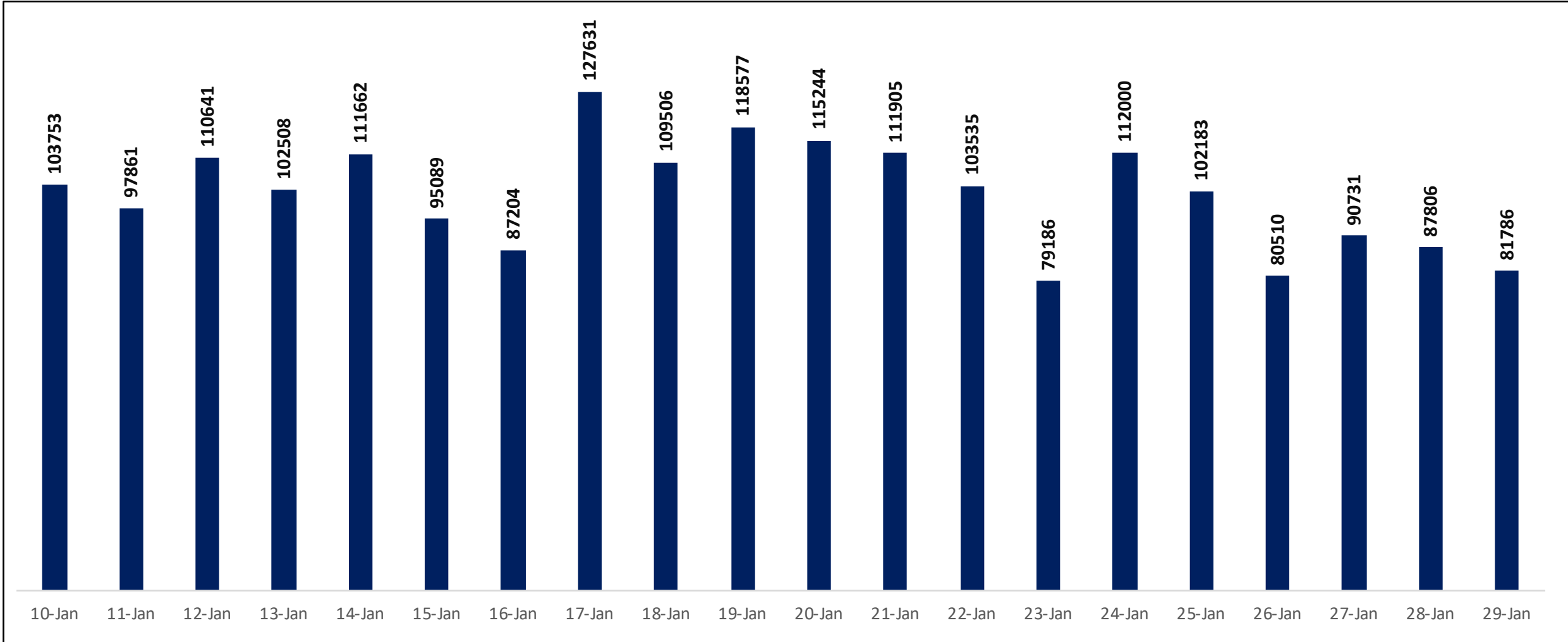




TESTING TRENDS IN BENGALURU

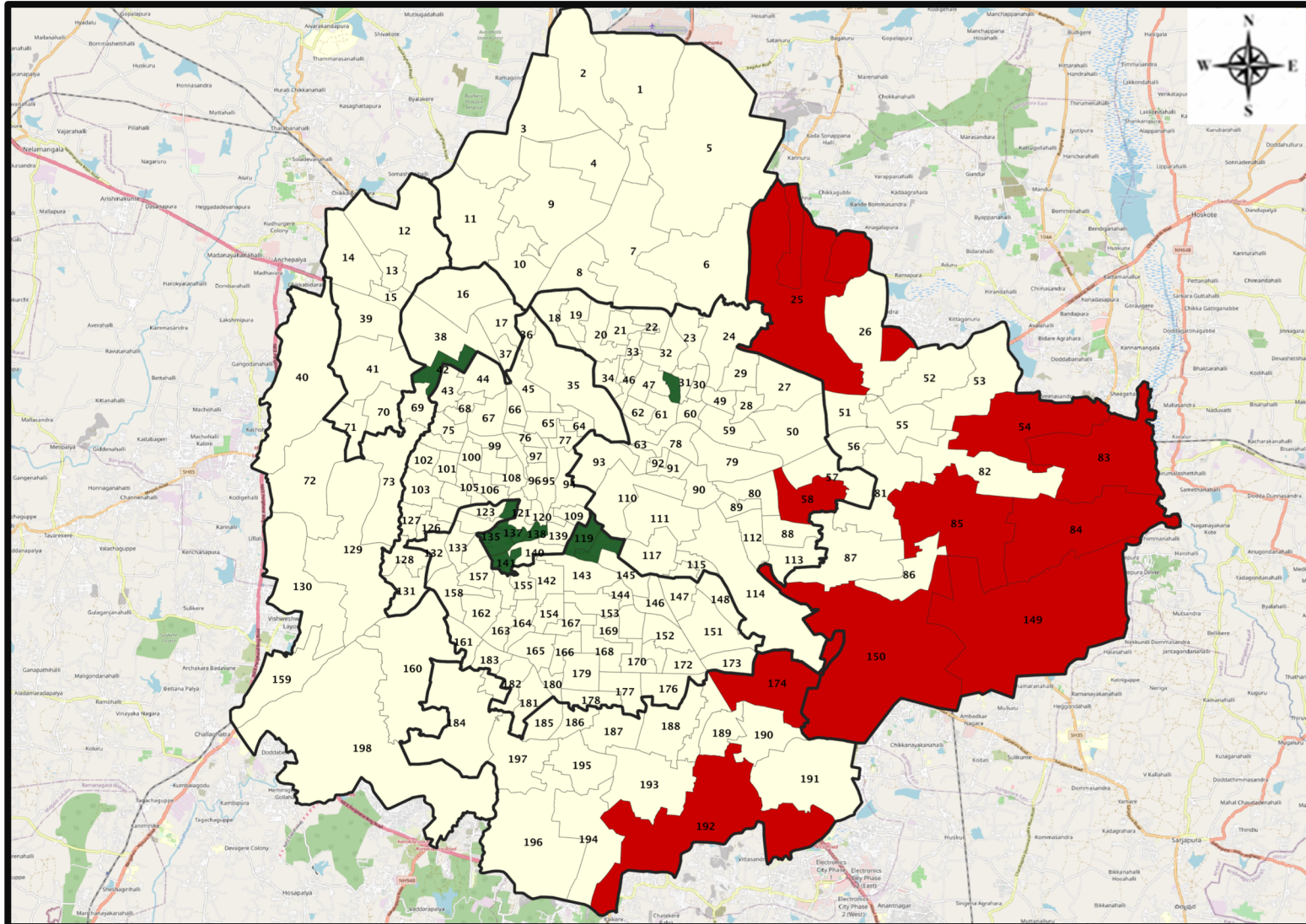


Total Test Conducted Till Date	Test Conducted Last 24 hours
2,52,75,893	81,786





BENGALURU URBAN MAP SHOWING TREND OF POSITIVE CASES IN LAST 7 DAYS



Top 10 wards reporting highest number of positive cases in last 7 days

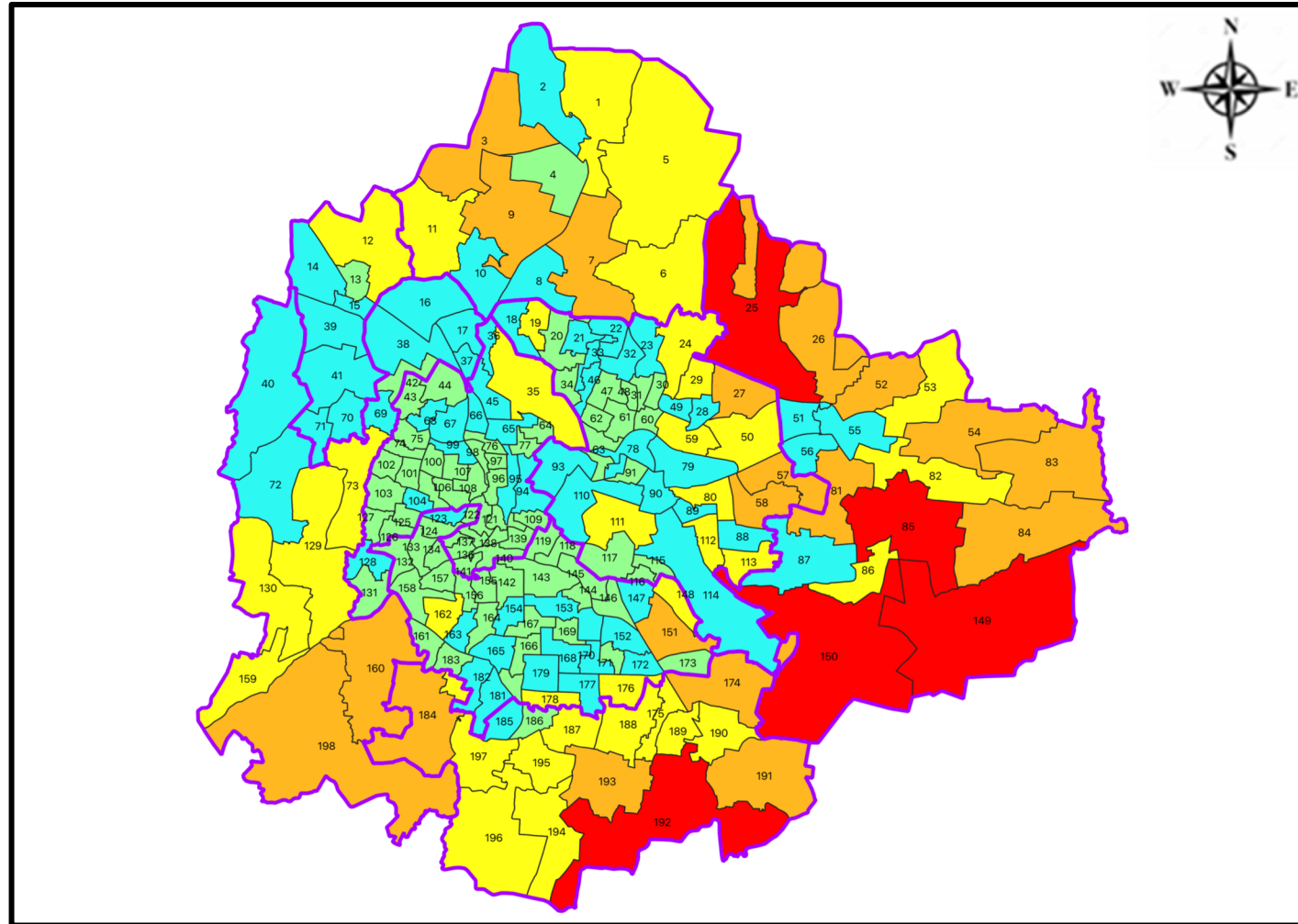
Ward No.	Ward Name	Daily Cases Average
150	Bellanduru	602
149	Varthuru	349
85	Dodda Nekkundi	315
192	Begur	307
25	Horamavu	286
84	Hagadur	277
174	HSR Layout	275
58	New Tippasandra	268
54	Hudi	223
83	Kadugodi	183

Top 10 wards reporting least number of positive cases in last 7 days

Ward No.	Ward Name	Daily Cases Average
135	Padarayanapura	1
138	Chalavadipalya	2
119	Dharmaraya Swamy Temple	3
136	Jagajivanram Nagar	3
48	Muneshwara Nagar	3
137	Rayapura	4
122	Kempapura Agrahara	4
42	Lakshmi Devi Nagar	4
118	Sudham Nagar	4
141	Azad Nagar	5



BENGALURU MAP SHOWING INTENSITY OF POSITIVE CASES IN LAST 7 DAYS



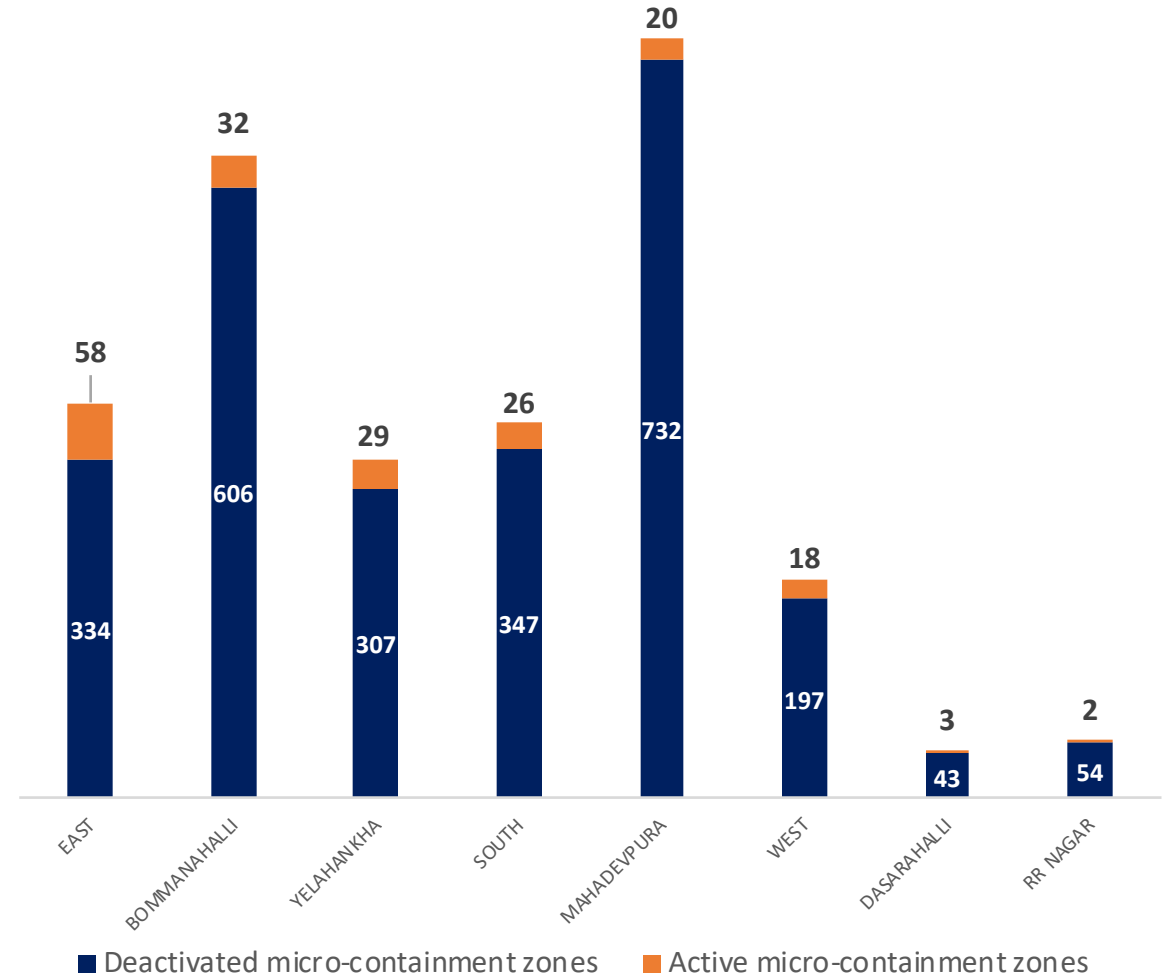
- Level 1 : 0 to 200 Cases
- Level 2 : 200 to 500 Cases
- Level 3 : 500 to 1000 Cases
- Level 4 : 1000 to 2000 Cases
- Level 5 : More than 2000 Cases
- Zone Boundaries



CONTAINMENT ZONE DETAILS



ZONE	TOTAL DECLARED	TOTAL DEACTIVATED	TOTAL ACTIVE
EAST	392	334	58
BOMMANAHALLI	638	606	32
YELAHANKHA	336	307	29
SOUTH	373	347	26
MAHADEVPURA	752	732	20
WEST	215	197	18
DASARAHALLI	46	43	3
RR NAGAR	56	54	2
TOTAL	2808	2620	188





COVID BED STATUS AS ON 30.01.2022

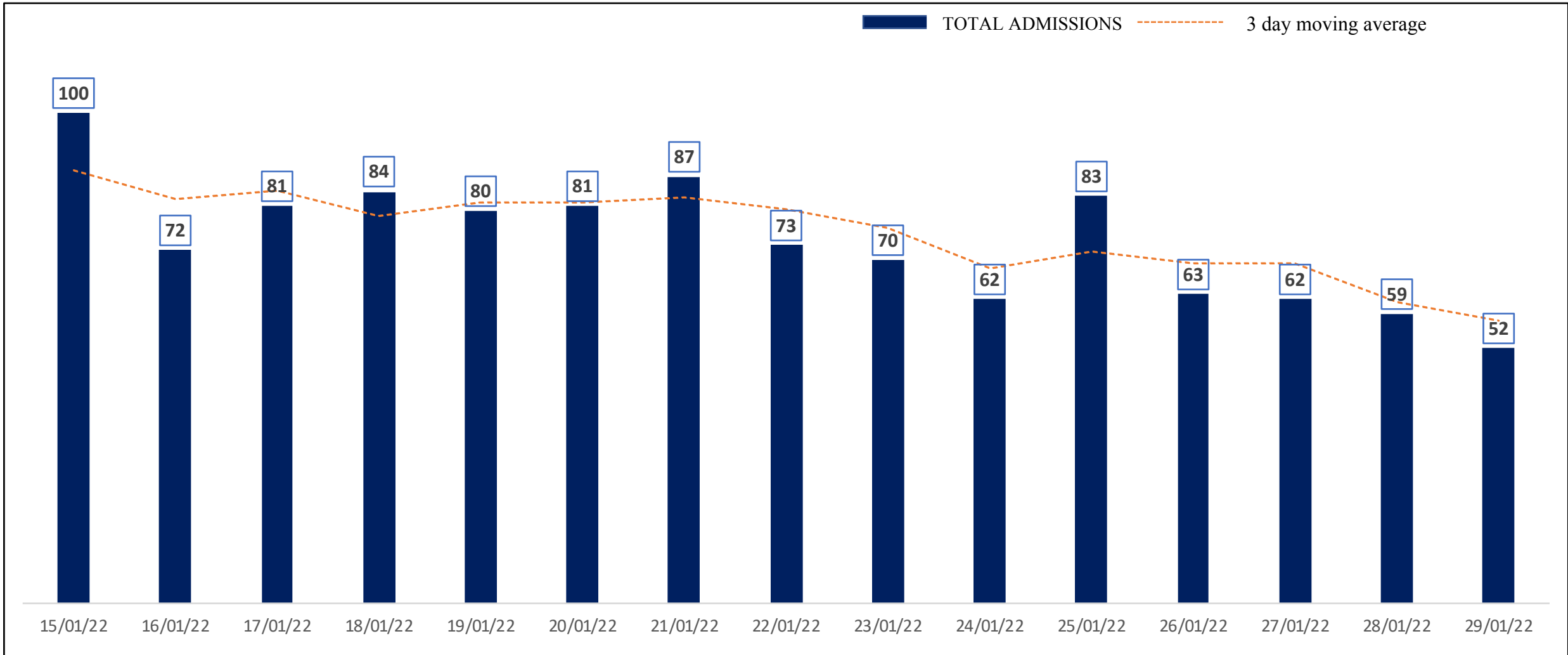


SR. NO.	Facility Type	No. of Hospital	Total Allocated Beds for C+ Patients					Occupied Beds for C+ Patients					Net Available Beds for C+ Patients				
			Gen Beds	HDU	ICU Beds	ICU-V	Total	Gen Beds	HDU	ICU Beds	ICU-V	Total	Gen Beds	HDU	ICU Beds	ICU-V	Total
1	Government Medical Colleges	4	120	255	33	27	435	35	69	25	12	141	85	186	8	15	294
2	Government Hospitals	18	741	307	80	117	1,245	62	44	14	11	131	679	263	66	106	1,114
3	Private Medical Colleges	12	1,660	1,805	192	194	3,851	32	51	42	35	160	1,628	1,754	150	159	3,691
4	Private Hospitals	32	868	474	170	123	1,635	14	14	15	17	60	854	460	155	106	1,575
5	Covid Care Centre	19	1,687					17					1,670				
Total Beds		85	5,076	2,841	475	461	8,853	160	178	96	75	509	4,916	2,663	379	386	8,344

* Status as on 30.01.2022 – 06:30PM



HOSPITAL ADMISSIONS LAST 15 DAYS TREND



* Only Government Quota Admissions through CHBMS considered

* Only Fresh Admissions considered

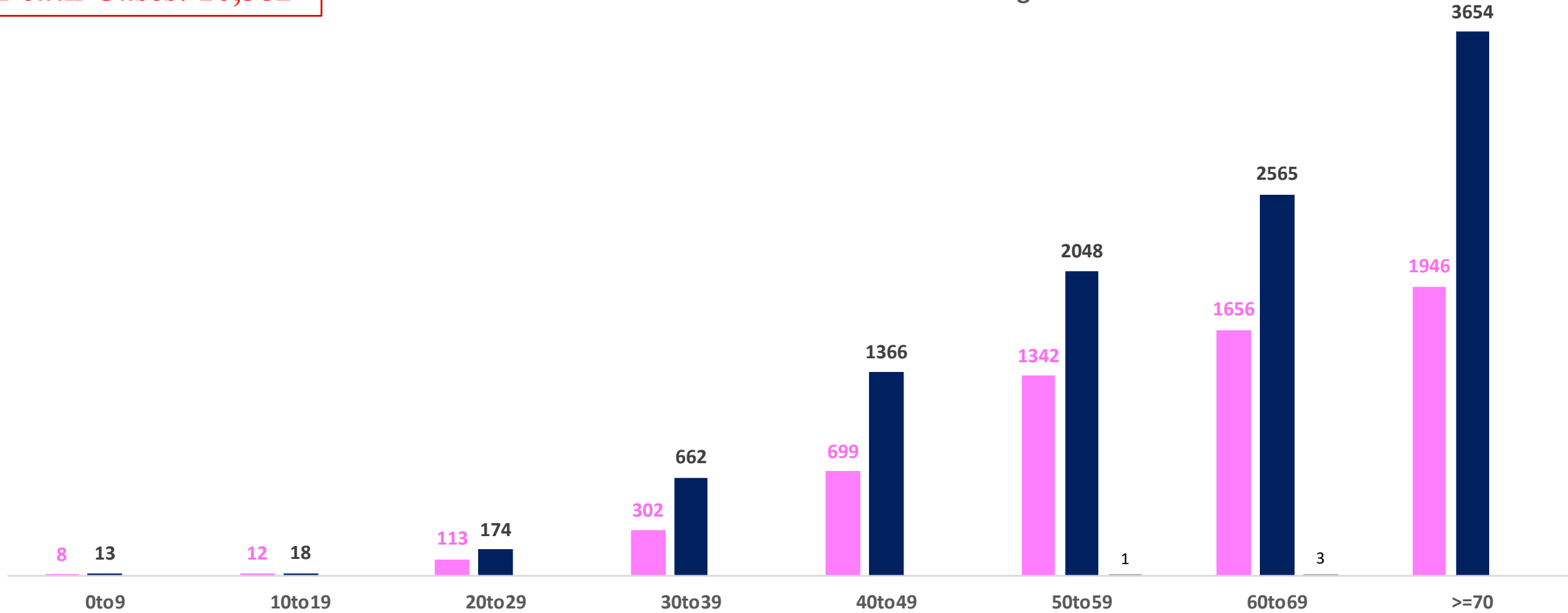


AGE AND GENDER WISE DISTRIBUTION OF DEATH CASES



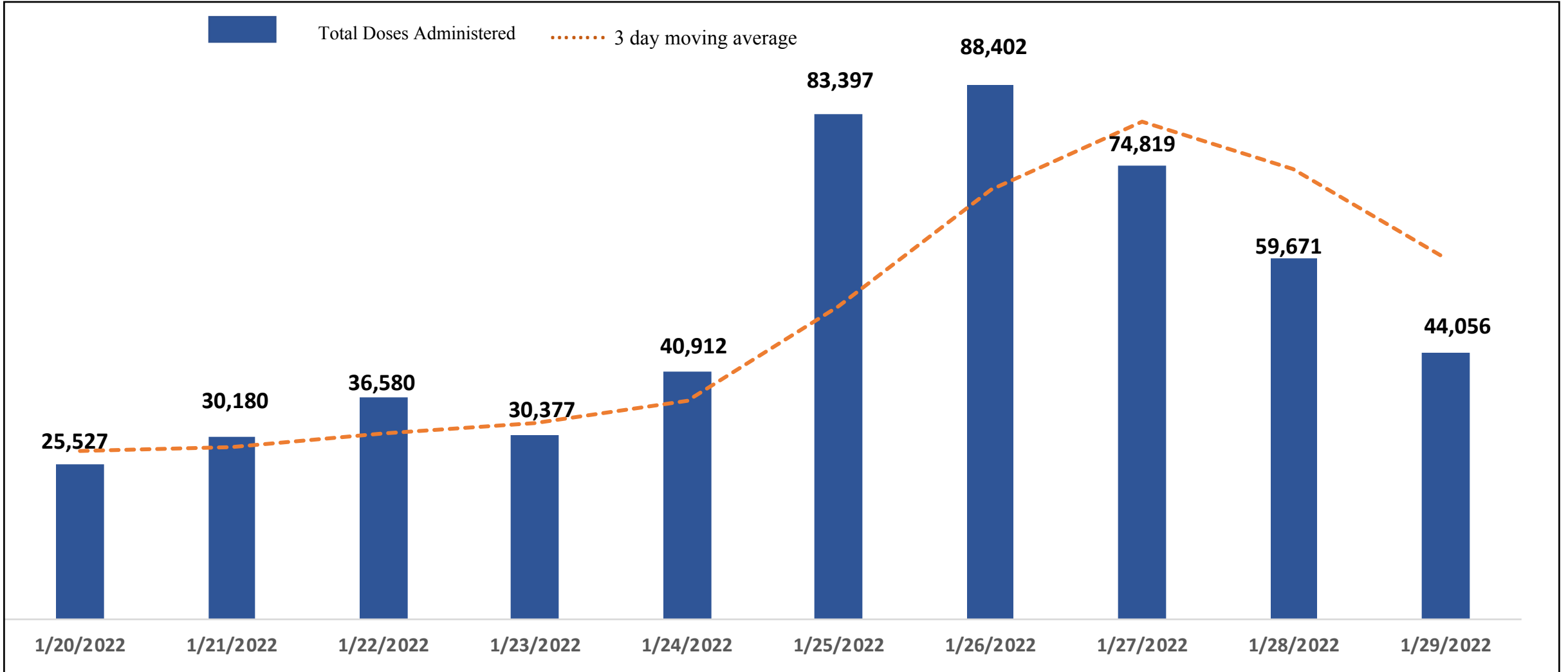
Death Cases: 16,582

Female Male Transgender



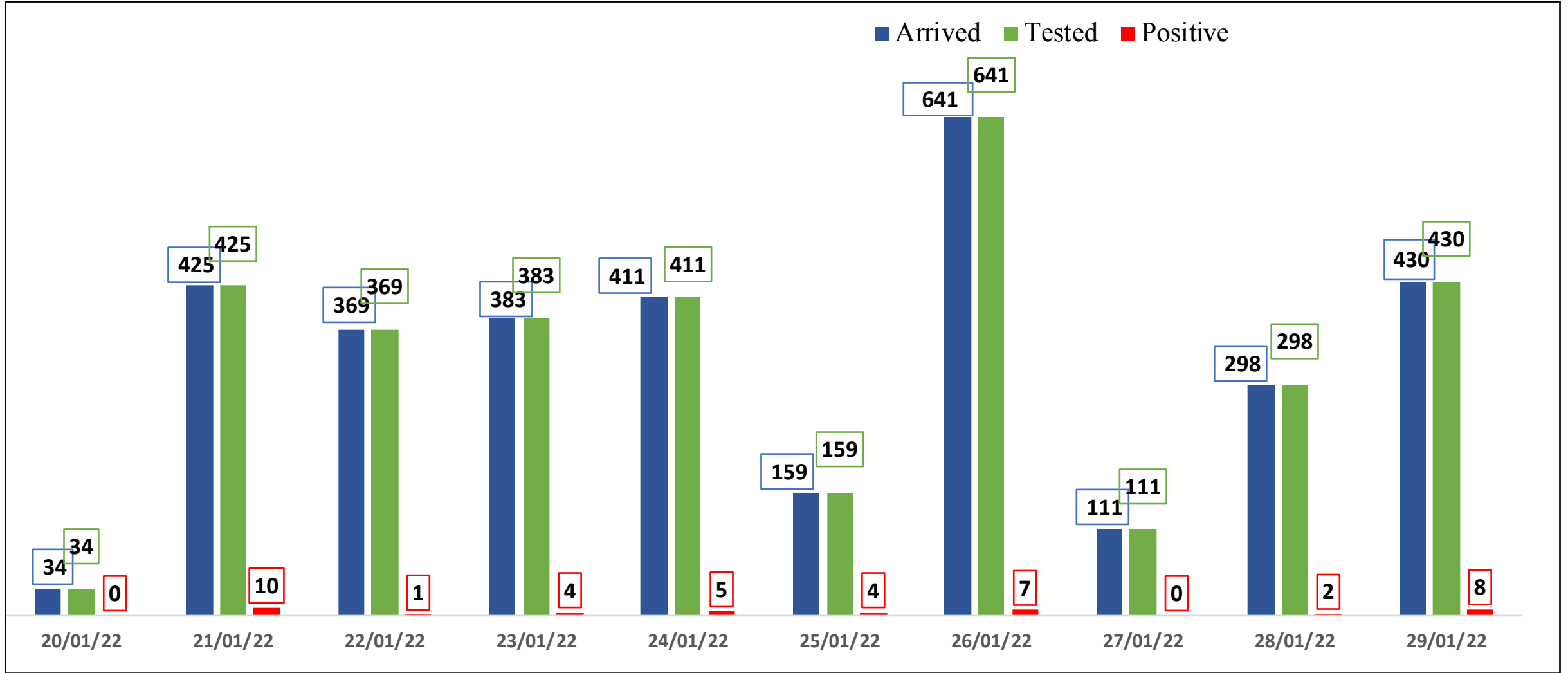


TOTAL VACCINE DOSES ADMINISTERED IN LAST 10 DAYS





INTERNATIONAL TRAVELLERS SURVEILLANCE IN LAST 10 DAYS

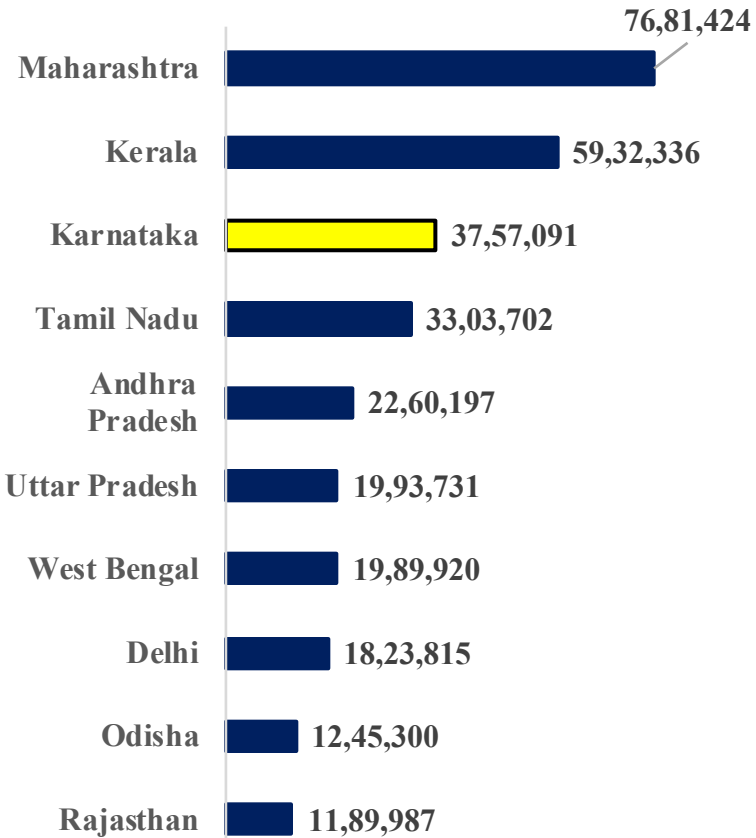




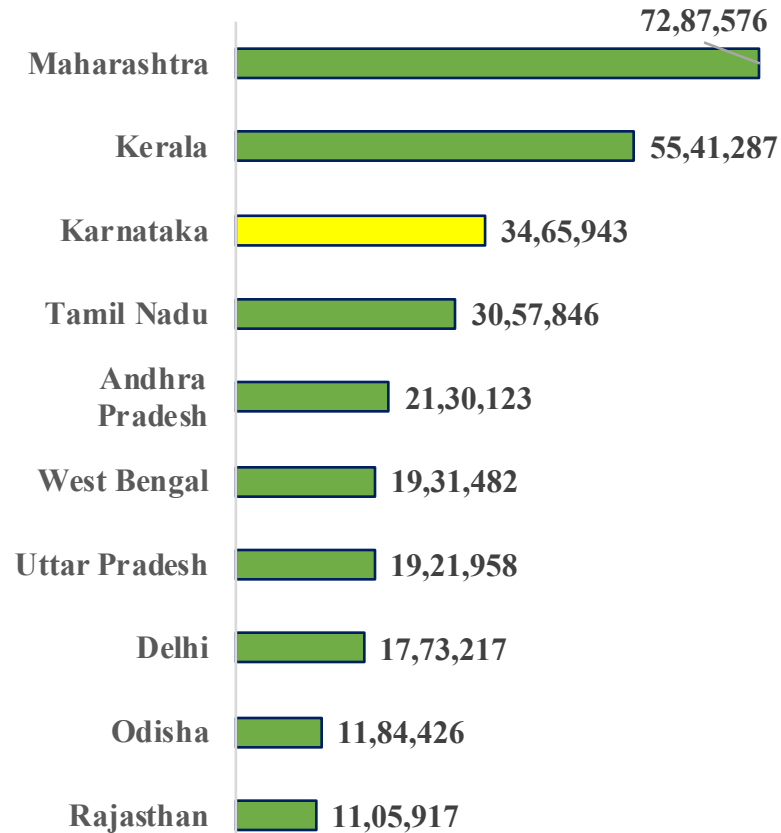
TOP 10 COVID19 AFFECTED INDIAN STATES



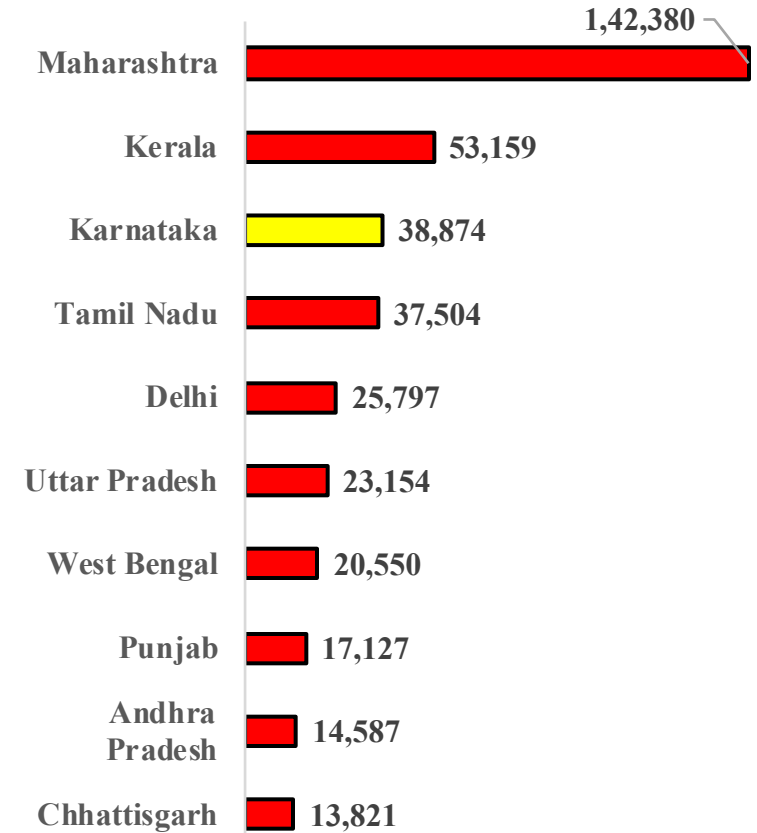
Total Positive Cases



Total Recovered Cases



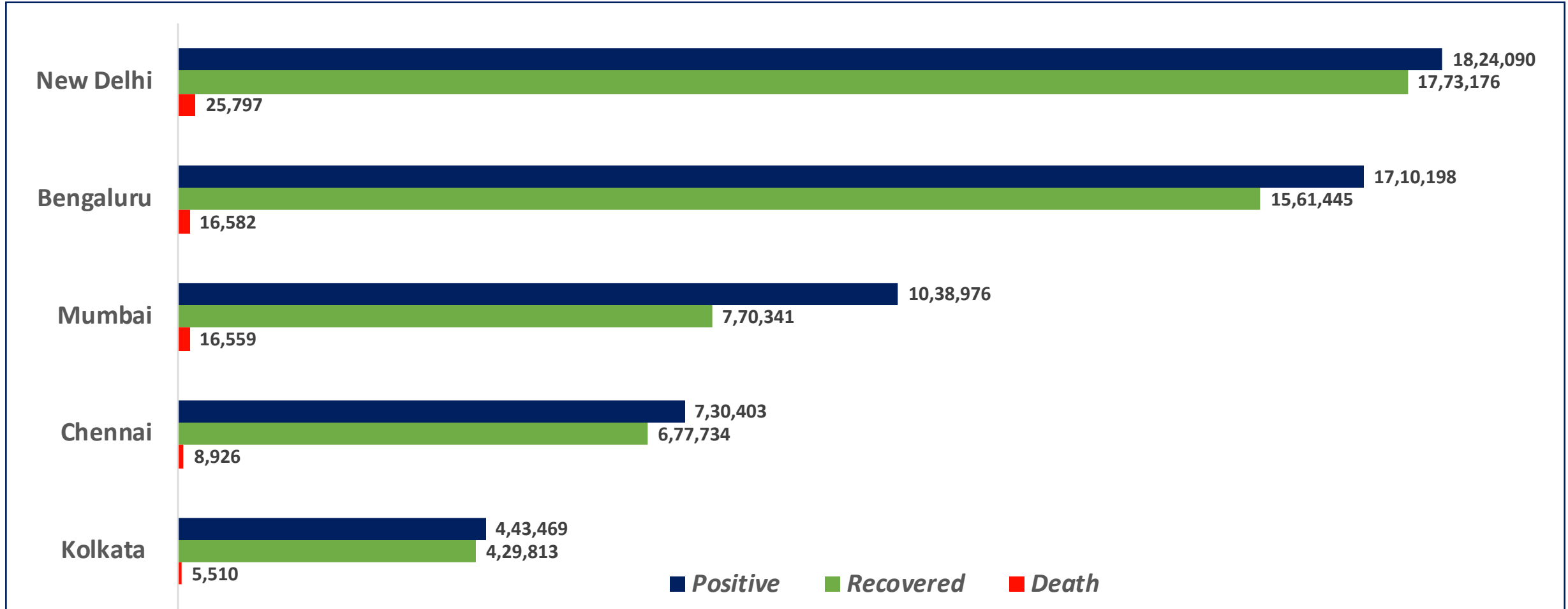
Total Death Cases



Source : <https://www.covid19tracker.in/> / at 5:30 pm (30.01.2022)



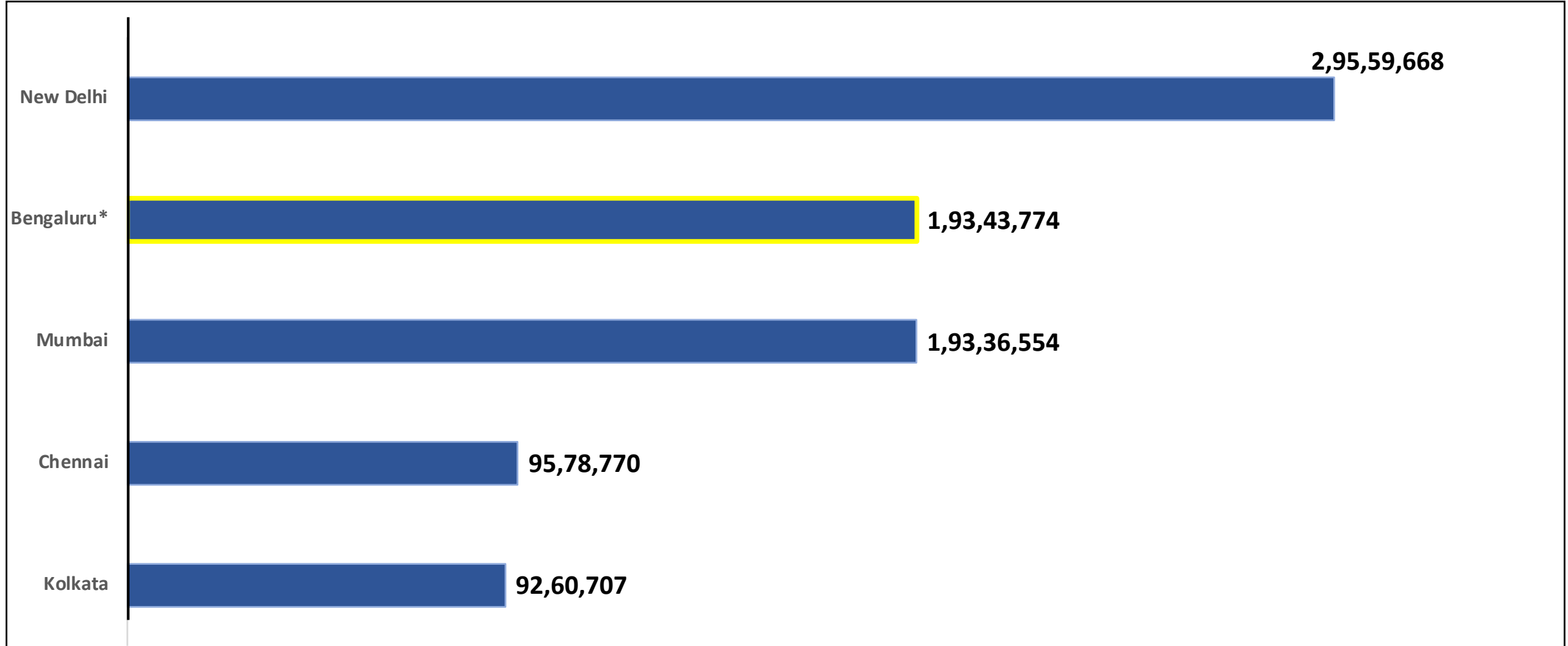
BENGALURU AND OTHER METROPOLITIAN CITIES



Source : <https://www.covid19tracker.in/> at 5:30 pm (30.01.2022)



VACCINE DOSES ADMINISTERED IN BENGALURU AND OTHER METROPOLITAN CITIES



Source : <https://dashboard.cowin.gov.in/> at 5:30 pm (30.01.2022)

*includes BBMP & Bengaluru Urban



SNAPSHOT OF COVID-19 CASES IN BENGALURU URBAN



**Total Wards With
<=100 Cases* :
32**

**Tests Conducted
On 29.01.2022:
81,786**

**Recovery
Rate:
91.30%**

**Total
Active Cases :
1,32,171**

**Total Vaccinated on
29.01.2022:
44,056**

**Positivity
Rate* :
19.64%**

**Active
Rate:
7.73%**

**Case
Fatality Rate* :
0.07%**



*Total positive cases In the past 7 days

*CFR and positivity is for Past 7 days



ಬೃಹತ್ ಬೆಂಗಳೂರು ಮಹಾನಗರ ಪಾಲಿಕೆ
Bruhat Bengaluru Mahanagara Palike



Download BBMP Bulletin	https://apps.bbmpgov.in/covid19/mediabulletin.php
For BBMPCovid19 Bed Status:	https://apps.bbmpgov.in/covid19/en/Bedstatus.php
To register for vaccination :	https://selfregistration.cowin.gov.in/
BBMP COVID19 Dashboard:	https://apps.bbmpgov.in/covid19/
Follow us on:	 www.facebook.com/bbmp.comm1/
	 twitter.com/BBMPCOMM




ಆರೋಗ್ಯ ಮತ್ತು ಕುಟುಂಬ ಕಲ್ಯಾಣ ಇಲಾಖೆ

ಕೋವಿಡ್-19 ನೋಂಕಿನ ಉದ್ದೇಶಪೂರ್ವಕ ಪರಿಷ್ಕಾ ಕಾರ್ಯಕ್ರಮ ಕುರಿತ ಮಾರ್ಗಸೂಚಿಗಳು

ಯಾರನ್ನು ಪರಿಶೀಲಿಸಬೇಕು?



ಸಮುದಾಯ ಹಂತದಲ್ಲಿ

- ನೋಂಕಿನ ಲಕ್ಷಣವಿರುವ ವ್ಯಕ್ತಿಗಳು (ಕೆಮ್ಮು, ಜ್ವರ, ಗಂಟಲುಕೆರೆತ, ರುಜಿ/ವಾಸನೆಯ ರಕ್ತಿಕೆಯನ್ನು ಕೆಲವುಕೊಂಡಿರುವವರು, ಉಸಿರಾಟದ ತೊಂದರೆ ಅಥವಾ ಇನ್ನಿತರ ಶ್ವಾಸಕೋಶ ಸಂಬಂಧಿ ತೊಡಕುಗಳು)
- ಪ್ರಯೋಗಾಲಯದಲ್ಲಿ ಪಾತ್ರಿಯಾದ ಪ್ರಕರಣಗಳ ಗಂಡಾಂತರಿ ಸಂಪರ್ಕಿತರು (ಗಂಡಾಂತರಿ ಸಂಪರ್ಕಿತರೆಂದರೆ 60 ವರ್ಷ ಮೇಲ್ಪಟ್ಟ ಹಿರಿಯ ನಾಗರಿಕರು ಹಾಗೂ ಸಹ-ಅಸ್ಪೃಶ್ಯತೆಗಳಾದ ಮಧುಮೇಹ, ರಕ್ತದೊತ್ತಡ, ಶ್ವಾಸಕೋಶ ಸಂಬಂಧಿತ ಅಥವಾ ಮೂತ್ರಪಿಂಡ ಖಾಯಿಲೆಗಳು, ಮಾರಣಾಂತಿಕ ಖಾಯಿಲೆಯಿಂದ ಬಳಲುತ್ತಿರುವವರು, ಬೋಜು ಇತ್ಯಾದಿ ಖಾಯಿಲೆಗಳಿಂದ ಬಳಲುತ್ತಿರುವವರು).
- ವಿದೇಶಕ್ಕೆ ತೆರಳುತ್ತಿರುವ ವ್ಯಕ್ತಿಗಳು (ಆಯಾಯ ದೇಶಗಳ ನಿರ್ದಿಷ್ಟ ಅಗತ್ಯತೆಗಳನುಸಾರವಾಗಿ).
- ವಿದೇಶದಿಂದ ಆಗಮಿಸಿದ ಭಾರತೀಯ ವಿಮಾನ ನಿಲ್ದಾಣ/ ಬಂದರುಗಳಿಗೆ ಆಗಮಿಸಿದ ಪ್ರಯಾಣಿಕರಿಗೆ ಮಾರ್ಗಸೂಚಿಗಳನುಸಾರವಾಗಿ.

ಹೆಚ್ಚಿನ ಮಾಹಿತಿಗಾಗಿ 24x7 ಉಚಿತ ಆರೋಗ್ಯ ಸಹಾಯವಾಣಿ 104ಕ್ಕೆ ಲೆರ ಮಾಡಿ

Issued by:

**Honorable Chief Commissioner, BBMP
Special Commissioner Health & IT, BBMP
MD, Bengaluru Smart City Limited**

THANK YOU !

